




Features



DIMENSIONS : 151(L) x 99(W) x 35(H)mm
WEIGHTS: 500g

- Functioned as UPS when connecting external battery
- Battery Reverse Protection (Fuse)
- Battery Low Voltage Protection (Relay Open)
- Signal of AC Power Cut-off
- Convection cooled
- Power OK: Signal output for easy to control
- 100% burn-in test
- Bulid-in wave filter
- Smallest size
- MOSFET designed
- 2 years Warranty

General specifications

INPUT

Input range	90~264VAC 127~380VDC
Input frequency	47~63Hz
Inrush current (25° C)	20A/110VAC 40A/220VAC

OUTPUT

Hold-up time	13mS
Short protection	Autorecovery
Overload protection	Automatic power limited

Type Function & AC Source Signal(Option)

Order Model : RP2060 CH

Optional Function:

- Output Voltage Type
- Terminal Block:
 - "E" Mini Terminal Block
 - "T" PCB Barrier Terminal Block
- OR AC Source Ready Signal:
 - "A" Relay Connection (AC/on short ; AC/off open)
 - "B" Voltage signal (AC/on signal as O/P Voltage ; AC/off no signal)

Please Choose Fit Function, And Fill In The Blank With

Detail specifications

60 Watts

MODEL	O/P Volt Adj. \pm %	Load(Current) ¹			Ripple & Noise ⁴	Line REG ²	Load REG. ³	Efficiency ⁵
		Min.	Rated	Max.				
RP20601CH	V1: +27.6V \pm 10% B+: +27.6V-----	0A 0A	2A 0.16A	2A ----	240mVp-p ----	\pm 1% ----	\pm 1% ----	72% Min.
RP20602CH	V1: +13.8V \pm 10% B+: +13.8V-----	0A 0A	4.2A 0.16A	4.2A ----	120mVp-p ----	\pm 1% ----	\pm 1% ----	72% Min.

CE Standards

EN 550 32, EN 550 35,
EN 61000-3-3, (EN 61000-4-2,
EN 61000-4-3, EN 61000-4-4,
EN 61000-4-5, EN 61000-4-6,
EN 61000-4-8, EN 61000-4-11)
LVD: EN 62368-1

Safety Standards

UL/CUL 60950 Meet
 CE 60950 Marking

Environments

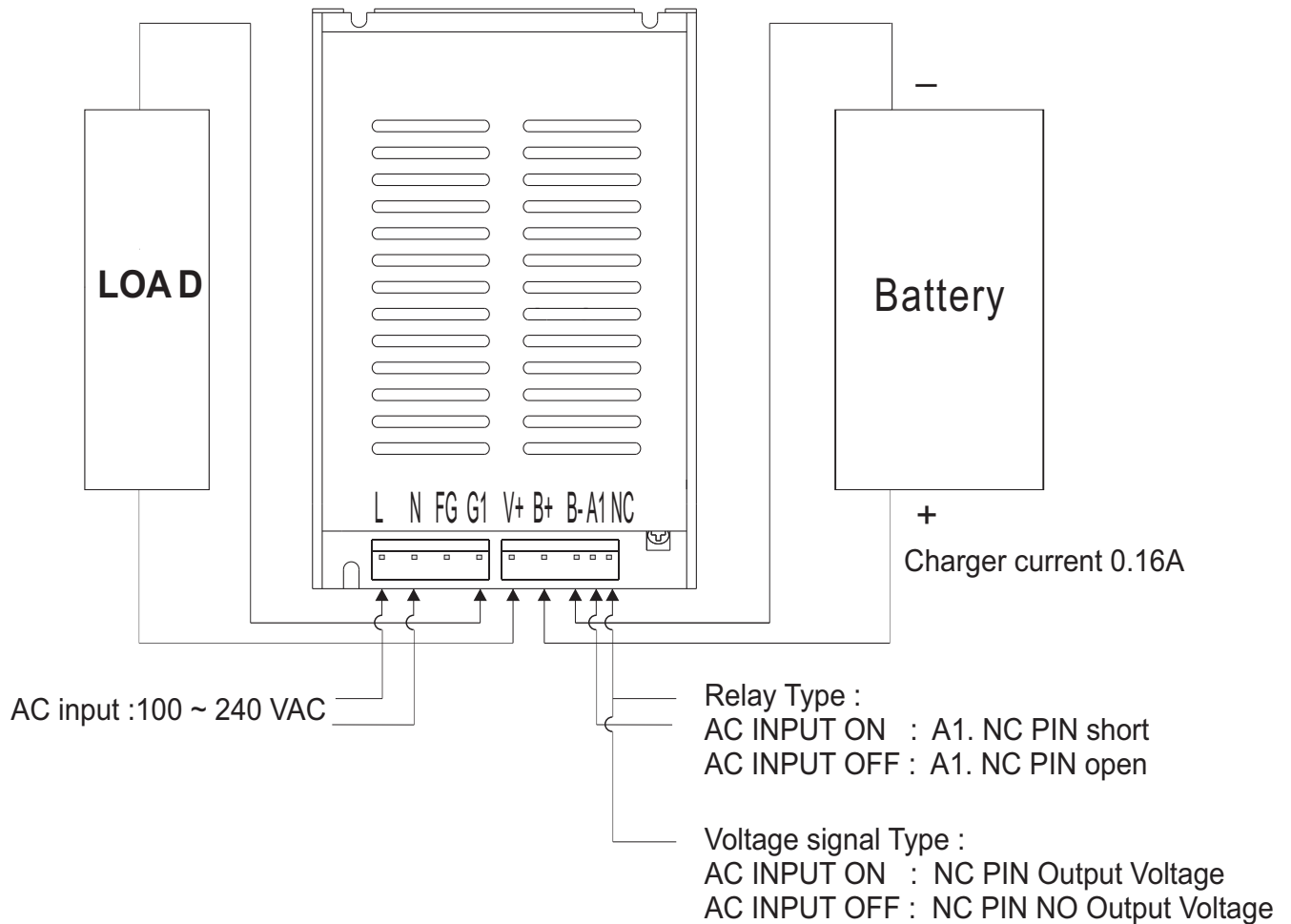
Operating Temperature -15~ 50°C, Ambient
Operating Humidity 20 ~ 90% RH, No Condensing
Storage Temperature -20 ~ 85°C, Ambient
Vibration 2G, 10~500Hz, 3 axes

- NOTE :**
1. Each output can provide up to maximum load, but total load can not exceed rated output power.
 2. Line regulation is measured from low line to high line at rated load.
 3. Load regulation is measured from 20% to 100% of rated load at 220VAC input.
 4. Ripple & Noise are measured with 20MHz oscilloscope at 220VAC by using a 20cm long 12" twisted pair-wire with a 0.1uF/630V metal capacitor & a 47uF electrolytic capacitor parallel on the test point.
 5. Efficiency is measured at rated load and 220VAC input.
 6. Hold-up time is measured at rated load and 220VAC input.
 7. Reign Power reserve the right to change specifications at any time without notice.



Battery Charger Connection

REIGN POWER'S BACKUP POWER SUPPLY

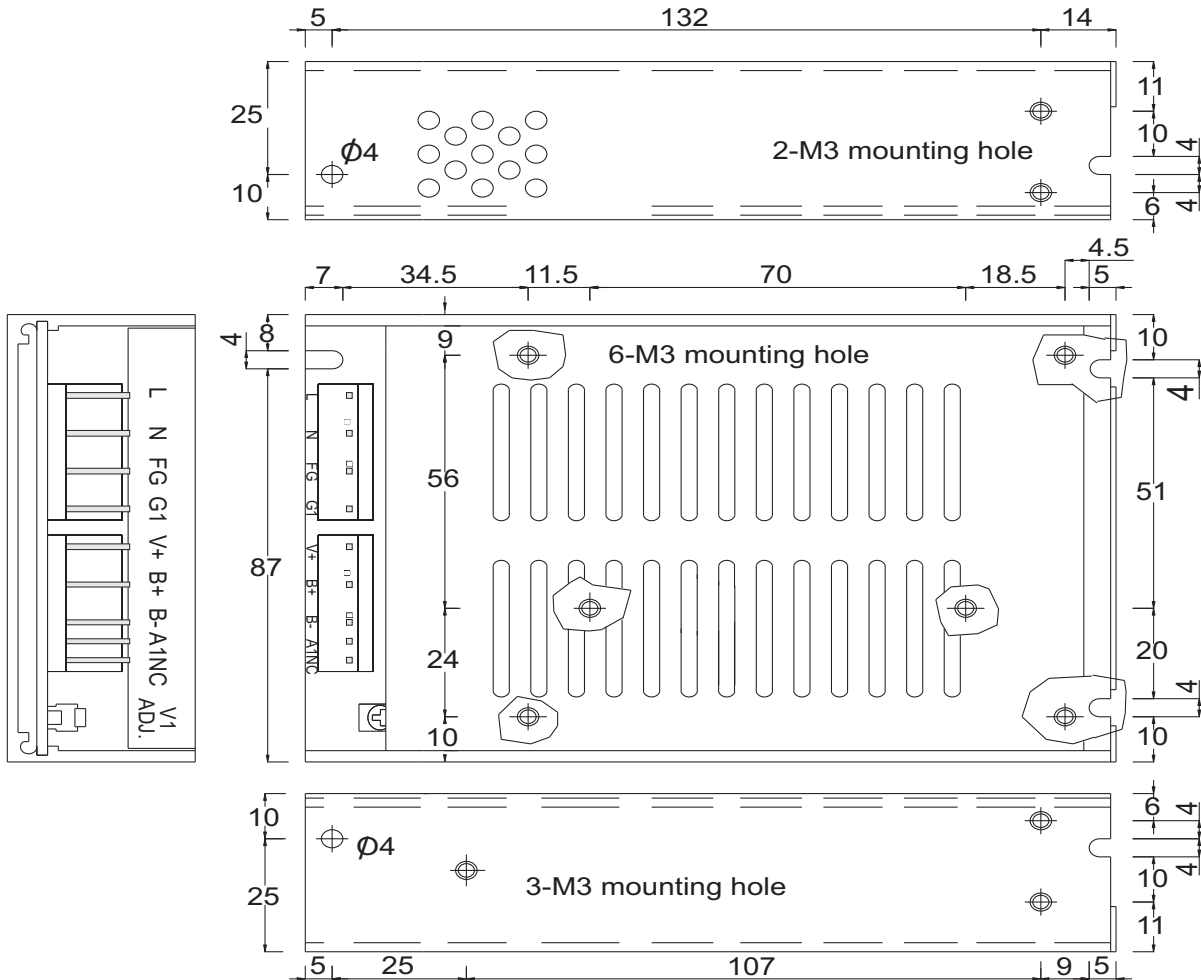


Panel Designation

Pin	Description		
1	L	Line Terminal of Input	
2	N	Neutral Terminal of Input	
3	FG	Groud(Earth)	
4	G1	DC Output Ground Terminal	
5	V+	DC Output Terminal	
6	B+	DC Output Battery + Terminal	
7	B-	DC Output Battery - Terminal	
Singal Pin	AC Input	Relay	Voltage Signal
8	A1	ON	A1, NC Pin Short A1 Pin NO Output, NC Pin Output
9	NC	OFF	A1, NC Pin Open A1, NC Pin NO Output



Mechanical Details



UNIT : mm
CASE NO. : CS050
MATERIAL : ALUMINUM
COLOR : ALUMINUM
DIMENSIONS :
151(L) x 99(W) x 35(H)mm

Panel Designation

Pin		Description		
1	L	Line Terminal of Input		
2	N	Neutral Terminal of Input		
3	FG	Groud(Earth)		
4	G1	DC Output Ground Terminal		
5	V+	DC Output Terminal		
6	B+	DC Output Battery + Terminal		
7	B-	DC Output Battery - Terminal		
Singal Pin	AC Input	Relay	Voltage Signal	
8	A1	ON	8.9 Pin Short	NC Pin Output
9	NC	OFF	8.9 Pin Open	NC Pin NO Output